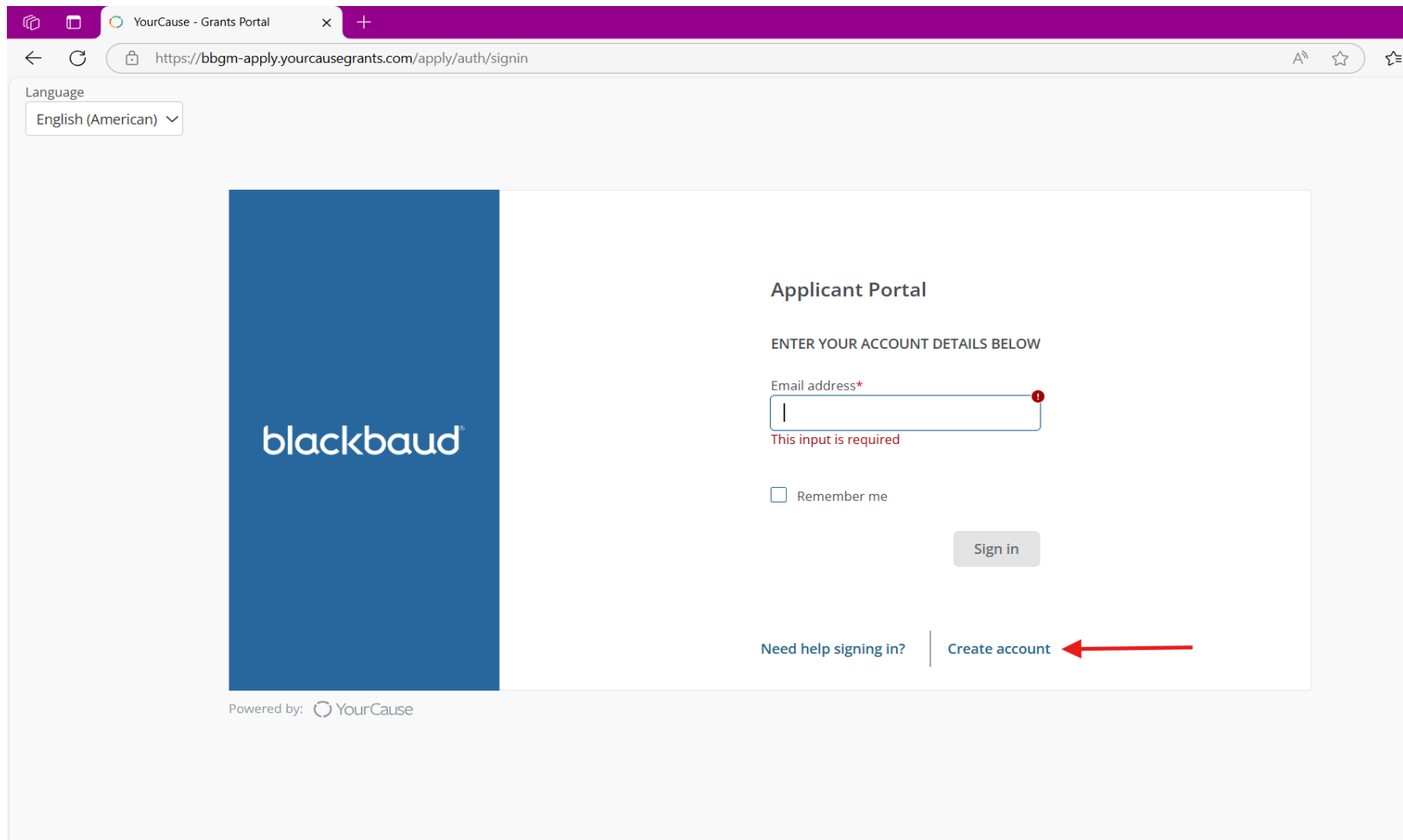



## How to Create an Account in MetroWest Health Foundation's New Grantee Portal

1) If you do not already have a Blackbaud ID, you will need to create an account the first time you access MetroWest Health Foundation's new grantee portal. To do this, [on the login page](#), click Create account, located below the Sign in button.



Language  
English (American) ▾

**blackbaud**

Powered by:  YourCause

### Applicant Portal

ENTER YOUR ACCOUNT DETAILS BELOW

Email address\*

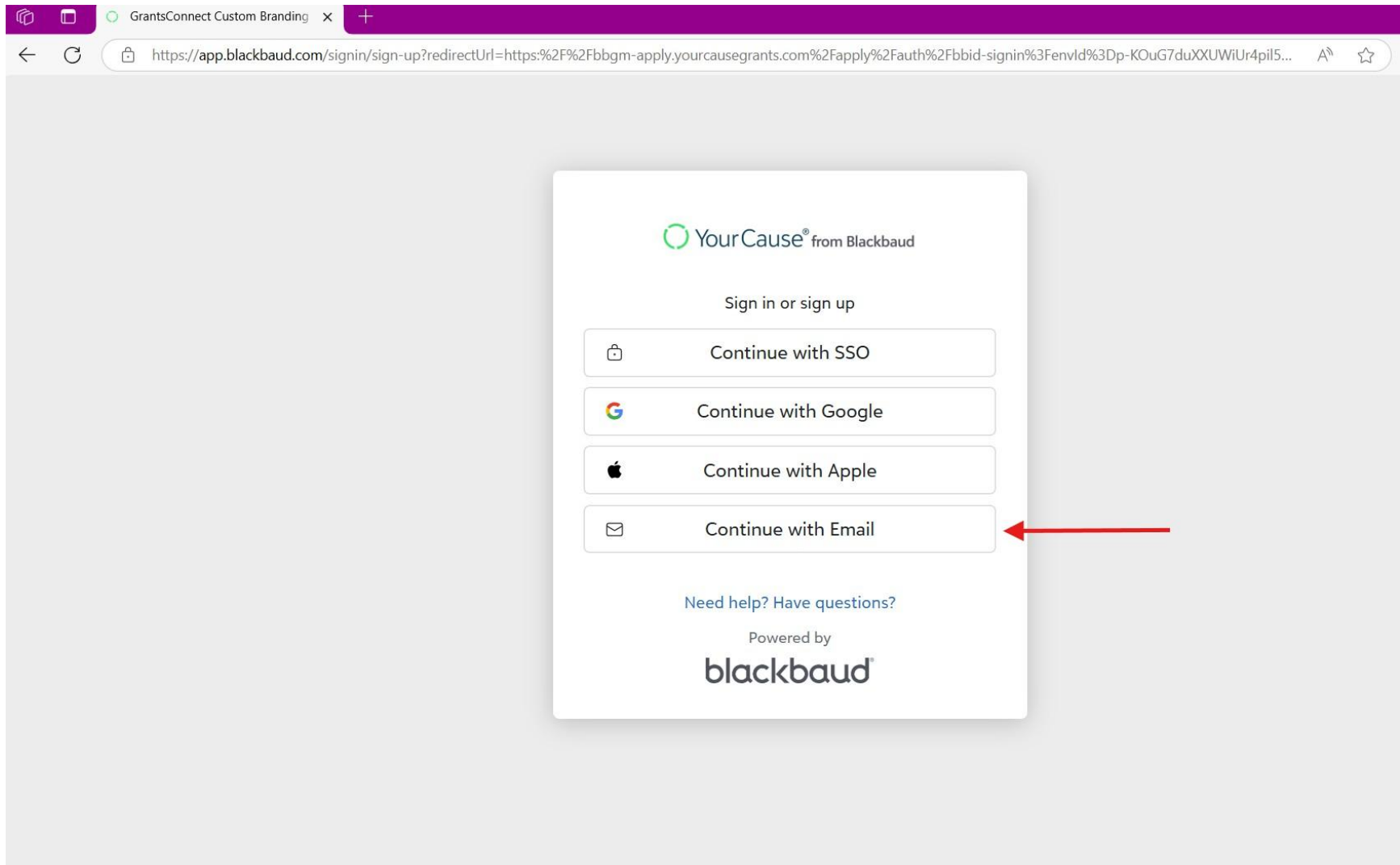
This input is required

Remember me

Sign in

Need help signing in? | [Create account](#)

2) On the next page, we recommend clicking Continue with Email.



**3) Enter the email address you would like to use to create the account and click Continue. A confirmation code will be sent to this email address, so if you are using a general or shared email address, please know you will need to access this inbox.**

GrantsConnect Custom Branding x

https://app.blackbaud.com/signin/sign-up?redirectUrl=https:%2F%2Fbbgm-apply.yourcausegrants.com%2Fapply%2Fauth%2Fbbid-signin%3Fenvld%3Dp-KOuG7duXXUWiUr4pil5...

YourCause® from Blackbaud

Sign in or sign up

Enter your email address.

Email address \*

Remember my email

Continue

or

Continue with SSO

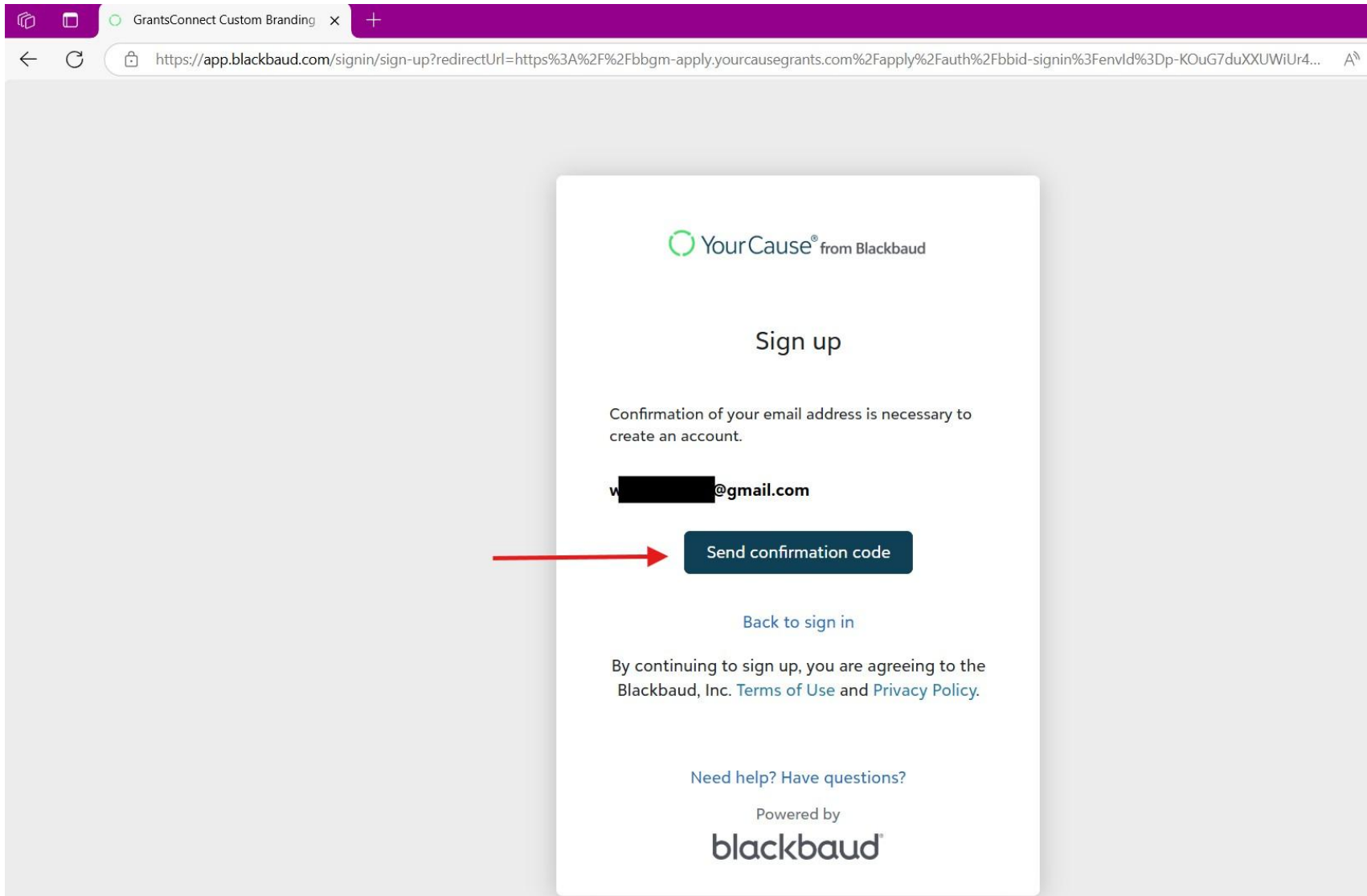
Continue with Google

Continue with Apple

[Need help? Have questions?](#)

Powered by  
blackbaud

4) On the next screen, click Send confirmation code.



5) Enter the confirmation code that you received via email and then click Confirm. It may take a few minutes for this email to arrive. If you do not see it after a few minutes, check junk and spam folders.

The screenshot shows a web browser window with the following elements:

- Browser tab: GrantsConnect Custom Branding
- Address bar: <https://app.blackbaud.com/signin/sign-up?redirectUrl=https%3A%2F%2Fbbgm-apply.yourcausegrants.com%2Fapply%2Fauth%2Fbbid-signin%3Fenvld%3Dp-KOuG7duXXUWUr4...>
- Logo: YourCause<sup>®</sup> from Blackbaud
- Section Header: Sign up
- Text: Confirmation of your email address is necessary to create an account. Confirmation code has been sent to your inbox. Copy it to the confirm box below.
- Email Address: w [redacted] @gmail.com
- Form: A text input field labeled "Confirm code" with a vertical cursor. A red arrow points to this field.
- Buttons: A dark blue "Confirm" button and a white "Send new code" button.
- Text: [Back to sign in](#)
- Text: By continuing to sign up, you are agreeing to the Blackbaud, Inc. [Terms of Use](#) and [Privacy Policy](#).
- Text: [Need help? Have questions?](#)
- Text: Powered by

6) Create a strong password and enter your first and last name and then click Sign up. Your account is now created, and you should be able to view and submit an application.

GrantsConnect Custom Branding x +

https://app.blackbaud.com/signin/sign-up?redirectUrl=https%3A%2F%2Fbbgm-apply.yourcausegrants.com%2Fapply%2Fauth%2Fbbid-signin%3FenvId%3Dp-KOuG7duXXUWUr4...

## Sign up

Confirmation of your email address is necessary to create an account.  
The code has been verified. You can now continue.

w[redacted]@gmail.com

Password

The password must contain at least 12 characters  
The password must contain at least 3 of the following:  
- Lowercase letter  
- Capital letter  
- Number  
- Special character (!, #, %, etc.)

Confirm password

First name

Last name

Sign up

[Back to sign in](#)